


**English :**


Task -


Do pages 51 and 52 in grammar book.


**C** Look at the pictures. Write the correct doing words to complete the sentences.


chews      bakes      dances      boils      roars      barks      rides


1.  The dog \_\_\_\_\_ at strangers.


2. The peacock \_\_\_\_\_ in the rain. 

3.  A baker \_\_\_\_\_ bread.

4. A lion \_\_\_\_\_ loudly. 

5. A cow \_\_\_\_\_ its food slowly. 

6.  My mother \_\_\_\_\_ the milk in the morning.

7.  Heena \_\_\_\_\_ a bicycle.

**Grammar Byte**  
A sentence always has a doing word.  
We **play** football.  
Jamini **paints** pictures.

51

We add *-s* or *-es* to the doing word when we want to talk about one person, animal or thing.

Look at this table.

One	*More than one
I <i>play</i> football.	Sam and I <i>play</i> football. We <i>play</i> football.
Rajiv <i>plays</i> football. Pam <i>dances</i> well.	Rajiv and Sana <i>play</i> football. Pam and Thomas <i>dance</i> well.

When we use *I*, *we*, *you* and *they*, we do not add *-s* or *-es* to the doing words.

**D Write the correct doing words.**

1. The king \_\_\_\_\_ (live/lives) in a palace.
2. The king and queen \_\_\_\_\_ (rule/rules) the kingdom together.
3. The holidays \_\_\_\_\_ (start/starts) next week.
4. I \_\_\_\_\_ (live/lives) in Mumbai. My uncle \_\_\_\_\_ (live/lives) in Chennai.
5. Tanima and Saima \_\_\_\_\_ (go/goes) for a walk every day.
6. The girl \_\_\_\_\_ (wash/washes) clothes in the morning.
7. My brother \_\_\_\_\_ (play/plays) the piano.
8. Leena \_\_\_\_\_ (watch/watches) cartoons on Sunday.



## Maths :

Task- Revise tables 2 to 5 for assessment on Friday

## Hindi :

Task-

लिंग

- दिए गए वीडियो को ध्यान से देखें और समझें -

<https://youtu.be/SNwDBAi3yi8my>

पेज 31 पढ़िए तथा समझिए और पेज 32 करें।

### स्त्री-पुरुष

इन चित्रों को देखो।



लड़का



दादा



शेर



लड़की



दादी



शेरनी

इन चित्रों में लड़का, दादा और शेर से पुरुष होने का पता चलता है। लड़की, दादी और शेरनी से स्त्री होने का पता चलता है।  
आओ, कुछ और शब्दों को जानें-



पिता  
भाई  
मौसा  
राजा



माता  
बहन  
मौसी  
रानी



मोर  
मुरगा  
बकरा  
बैल



मोरनी  
मुरगी  
बकरी  
गाय

 आओ कुछ करें

1. दिए गए शब्दों को सही जगह पर लिखो।

माता बहन भाई बकरी पिता नाना मामी शेर



---

---

---

---

---



---

---

---

---

---

2. अपने दोस्तों के नाम लिखो।



---



---

निम्नलिखित चित्रों को देखकर उनका लिंग बदलकर लिखिए ।

(मोरनी, लड़की, बैल, मुर्गी, आदमी)



1.

\_\_\_\_\_

लड़का



2.

\_\_\_\_\_

मोर



3.

\_\_\_\_\_

औरत



4.

\_\_\_\_\_

गाय



5.

\_\_\_\_\_

मुर्गी

नीचे लिखे शब्दों से पुल्लिंग व स्त्रीलिंग को अलग करो ।

बन्दर, भाई, आदमी, नौकर, रानी, पिता, बहन, माता, चूहा, मोरनी, मामी, पेड़, घड़ी, राजा

पुल्लिंग-

स्त्रीलिंग-



**U.O.I :**

<https://youtu.be/BZf6frPNrhg>

Watch the video carefully on transports.

Task-List out names of air,water and land transports in your notebook.

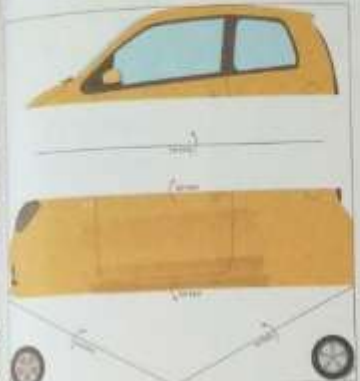


# Art :

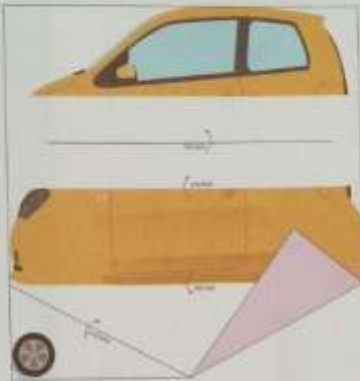
Follow the given steps and Make an origami car from Art book page no. 23, for reference picture is given below

**Origami**  
Follow the steps to make a car.

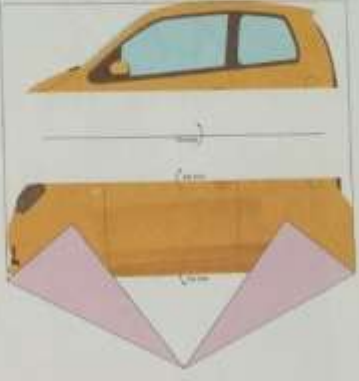
**CAR**



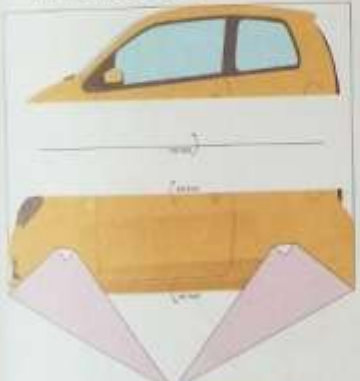
1. Pull out the origami sheet from the book.




2. Fold 1st fold upward as shown.




3. Likewise, fold 2nd fold upward as shown.



4. Fold 3rd and 4th fold downward as shown.



5. Fold 5th fold downward.



6. Fold 6th and 7th fold. Your origami car is ready to move.

Teacher's Remarks

Good Excellent Outstanding

23

## **P.E. :**

<https://youtu.be/rBuLmBpeUbA>

Watch the video and carefully and do exercise.

## **Dance :**

<https://youtu.be/Aap6DTPBfPE>

Watch the video carefully and follow the steps.